


## Learn@UWHealth Sign-up Instructions for Safety and Infection Control/OSHA

1. Access the UW Health Learning System for external users <https://uwhealth-external.sabacloud.com/>.
2. Click **Sign Up** to create your account. **NOTICE:** Your account will only be active for 30 days. Please be sure to complete all trainings and print any necessary certificates of completion within 30 days.



3. Sign-up using your legal name and work/school email address. All fields are required for sign-up.
  - In the Security Keyword section, enter **NEDALL**. **Note:** Security keyword is case sensitive, use all CAPS!

SECURITY KEYWORD \*

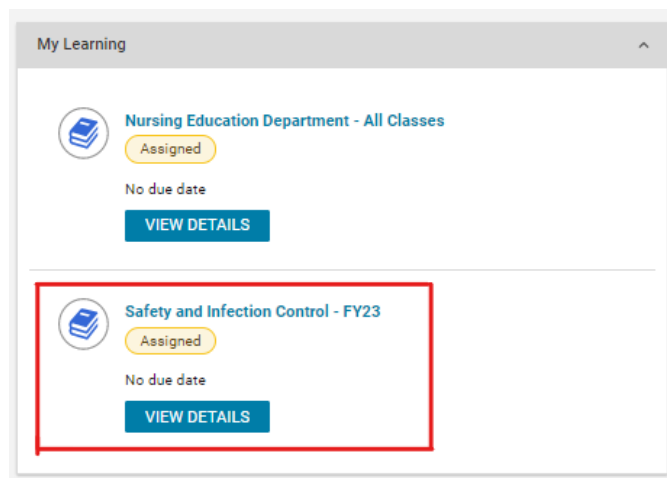
NEDALL



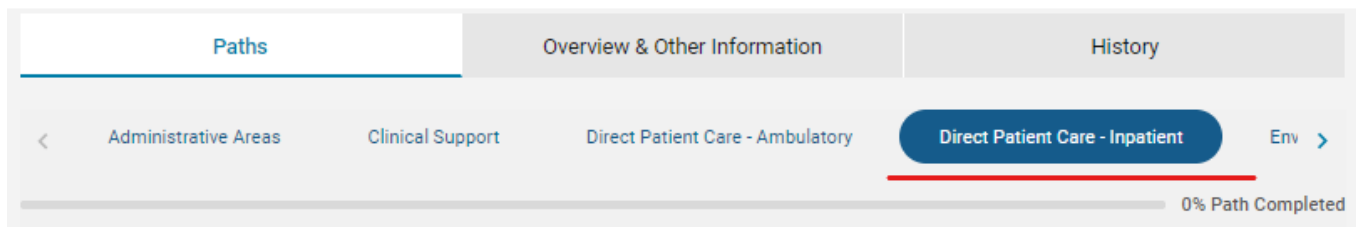
### Important

- Your email address will become your username.
- Your account will only be active for **30 days**. Please be sure to complete all trainings and print any necessary certificates of completion within 30 days.

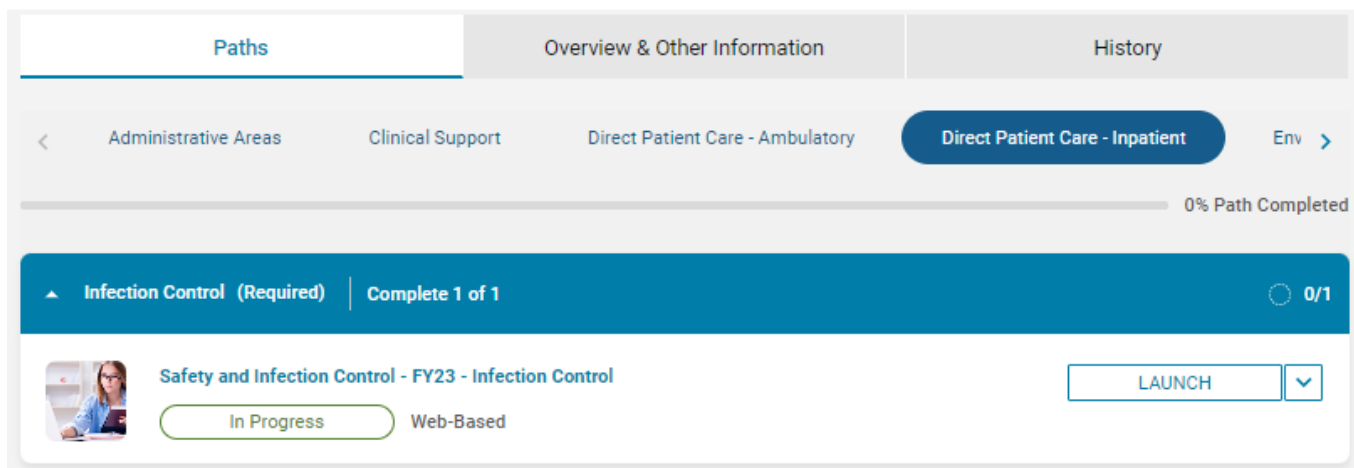
4. Click **Sign Up**.
5. In the **My Learning** section, click on **Safety and Infection Control – FY23**.



- At the top under Paths, make sure **Direct Patient Care – Inpatient** is selected. It will be highlighted in dark blue.



- Scroll to the bottom of the page and click **Register**. It may ask you to confirm registration. Follow these prompts to complete registration.
- Click **Launch** at the top right or under each section.



- After completing the eLearning, it will bring you back to the course. You will receive a course completion e-mail with options to view, print or export your course completion certificate.



**Important** Your account will deactivate after 30 days. It will not save your information. Export and save all certificates of completions for your own records.

For questions regarding your account and the functionality of the eLearning site please contact:  
[HRServiceCenterForms@UWHealth.org](mailto:HRServiceCenterForms@UWHealth.org)