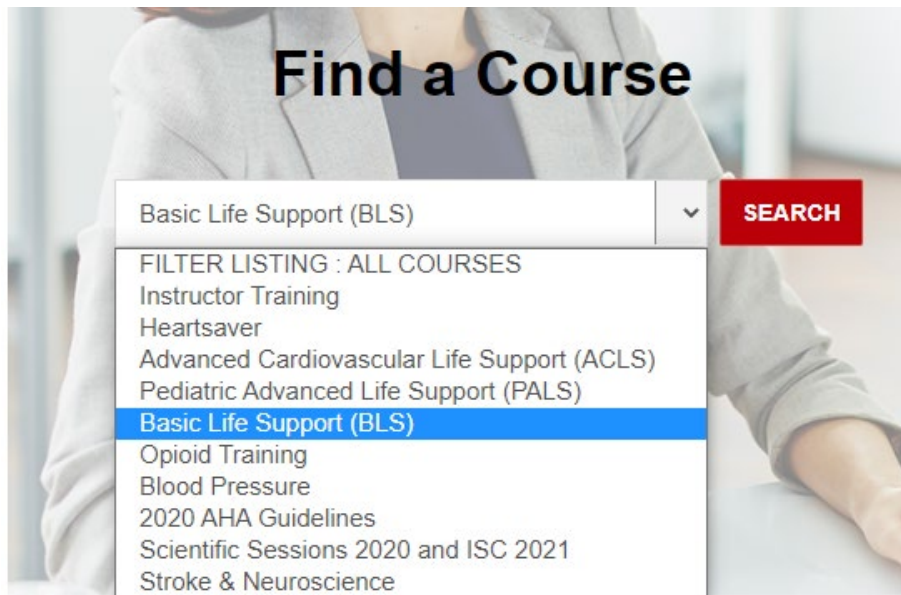


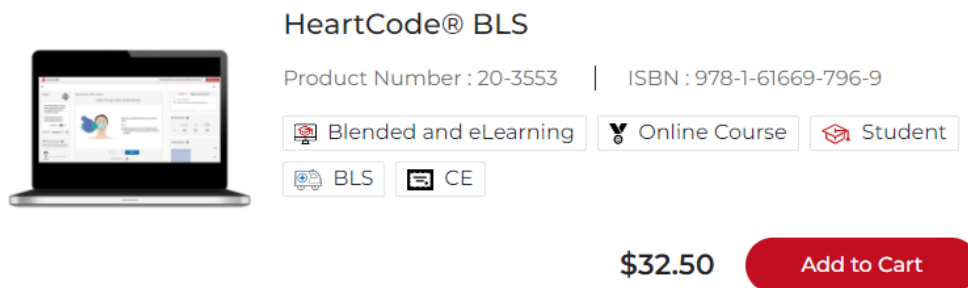
## Step-by-Step Instructions to Sign Up for Blended BLS Courses: AHA and Red Cross

### The American Heart Association (AHA) Blended Learning Class

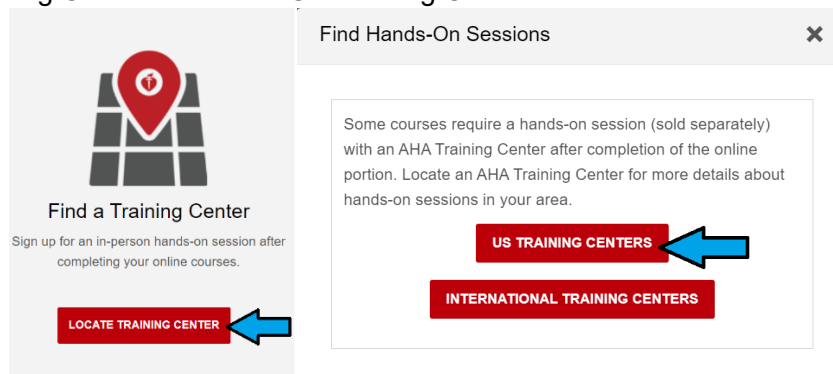
- 1) Sign up for the online portion. Go to the American Heart Association's website [elearning.heart.org](https://elearning.heart.org), under Find a Course choose Basic Life Support (BLS) from the drop down, and click Search.



- 2) Purchase the online course. Select Heart Code BLS Blended and eLearning course and add to cart. Complete this purchase. (Once you complete the online course, print out the certificate of completion to bring with you to do your Hands-on skills testing.)



- 3) Schedule your hands on skills testing training. You can do this at the same time you purchase your online course. Go to the AHA website <https://elearning.heart.org>. Scroll down and click "Locate Training Center" and then "US Training Centers".



## Step-by-Step Instructions to Sign Up for Blended BLS Courses: AHA and Red Cross

- Find the hands on skills session. Enter your address, city, or zip code in the search bar and hit the magnifying glass to search. (Tip: To narrow down the search results to just show the skills section, hit the red Plus sign next to “Filter your search” bar. Then choose Course Format: “Skills Session (For eLearning Courses)” and Course Name: “BLS Provider Skills Session”. You can also enter dates to narrow down the class times.)

Enter your location, and we'll find Classes nearby  
2402 Lake Mendota Dr, Madison, WI 53705, US/

Search Classes  Search Training Centers/Sites

**Filter your search...**

Course Format: 1 style(s) selected

Course Name: 1 course(s) selected

Language: English

[Get more information about courses and course formats.](#)

Or use the [Course Wizard](#) to get a recommendation.

**Date Range**

From: 03/01/2022

To: MM/DD/YYYY

- You will see a list of search results with a map. The title of the classes should say “BLS Provider Skills session”. You can see the date of each class and available seats. Click on the Details button, then click the Reserve, and follow the steps to take this class.

Enter your location, and we'll find Classes nearby  
2402 Lake Mendota Dr, Madison, WI 53705, US/

Search Classes  Search Training Centers/Sites

**Filter your search...**

Found 200 Classes in your area

← Previous Page 1 of 50 Next →

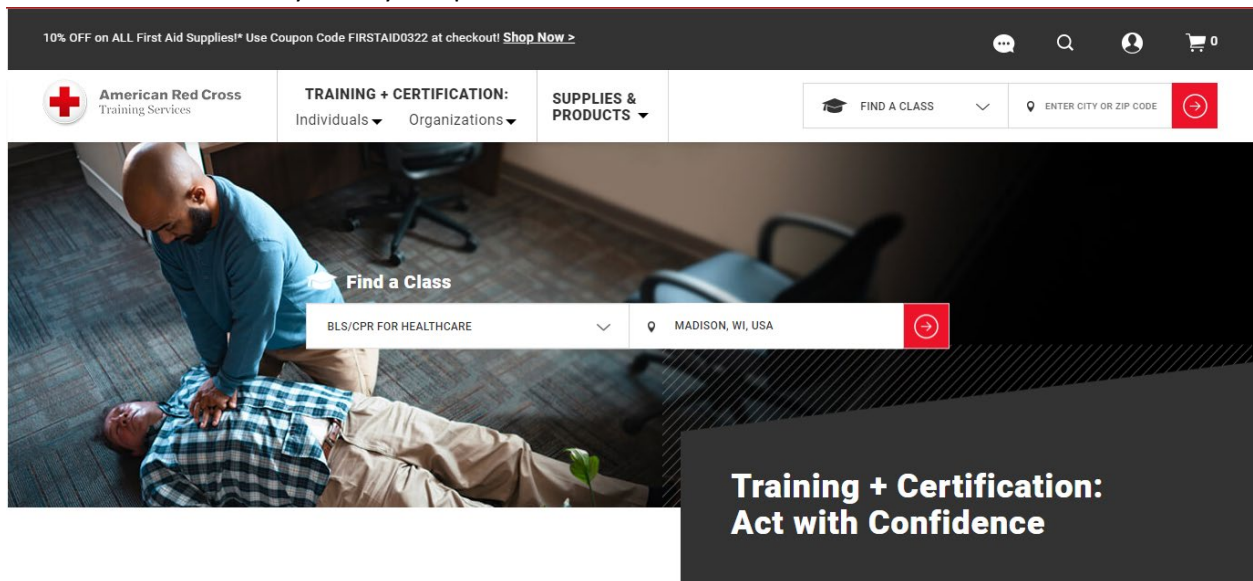
<b>BLS Provider Skills Session (136740400)</b> Rapid CPR and First Aid 222 N. Midvale Blvd, Madison, WI 53705 In English 02 Mar 2022 8:30 AM-9:30 AM Fred LaPointe rapidcprwi@gmail.com 6083209038 6 Seats Available 1.7 mi Directions <input type="button" value="Details"/>	
<b>BLS Provider Skills Session (136740450)</b> Rapid CPR and First Aid 222 N. Midvale Blvd, Madison, WI 53705 In English 03 Mar 2022 5:00 PM-6:00 PM Fred LaPointe rapidcprwi@gmail.com 6083209038 6 Seats Available 1.7 mi Directions <input type="button" value="Details"/>	
<b>BLS Provider Skills Session (136740510)</b> Rapid CPR and First Aid 222 N. Midvale Blvd, Madison, WI 53705 In English 05 Mar 2022 8:30 AM-9:30 AM Fred LaPointe rapidcprwi@gmail.com 6083209038 6 Seats Available 1.7 mi Directions <input type="button" value="Details"/>	
<b>BLS Provider Skills Session (136740341)</b> Rapid CPR and First Aid 222 N. Midvale Blvd, Madison, WI 53705 In English 07 Mar 2022 5:00 PM-6:00 PM Fred LaPointe rapidcprwi@gmail.com 6083209038 6 Seats Available 1.7 mi Directions <input type="button" value="Details"/>	

- Once you have completed both classes, you will then get a CPR card by mail or digitally. This is the card you will need to upload to the online compliance program the School of Nursing uses to track compliance.

# Step-by-Step Instructions to Sign Up for Blended BLS Courses: AHA and Red Cross

## The American Red Cross Blended Learning Class

- 1) Go to the American Red Cross' website: <https://www.redcross.org/take-a-class>. Select BLS/CPR FOR HEALTHCARE and enter your city or zip code in the location. Click the red arrow to search.



- 2) You will see a list of upcoming classes and it should say ONLINE + CLASSROOM. This means that you will first take an online portion then go in person to do skills session. The dates and times listed on the left are for the in person portion. You will have to complete the online portion before the class date.

Search Results For

[11 Classes](#)      [Products](#)      [Articles](#)

BLS/CPR FOR HEALTHCARE

Near **MADISON, WI, USA**

Refine Your Results

DATE+TIME	CLASS FOCUS	LOCATION	COURSE FORMAT				
<b>MAR 01</b> TUESDAY 07:00 PM - 09:30 PM	Basic Life Support-BL R.21 MADISON WI (6.18 Miles Away)	★★★★★ 4.7 (687)	<b>ONLINE + CLASSROOM</b>	\$80.00	SEE DETAILS	SIGN ME UP	
<b>MAR 11</b> FRIDAY 11:00 AM - 01:30 PM	Basic Life Support-BL R.21 MADISON WI (6.15 Miles Away)	★★★★★ 4.7 (687)	ONLINE + CLASSROOM	\$80.00	SEE DETAILS	SIGN ME UP	
<b>MAR 19</b> SATURDAY 11:00 AM - 01:30 PM	Basic Life Support-BL R.21 MADISON WI (6.18 Miles Away)	★★★★★ 4.7 (687)	ONLINE + CLASSROOM	\$80.00	SEE DETAILS	SIGN ME UP	

## Step-by-Step Instructions to Sign Up for Blended BLS Courses: AHA and Red Cross

- 3) Click “See Details” to see details including the exact location and provider of the class.

The screenshot shows a course listing for "Basic Life Support-BL R.21" in Madison, WI, 6.18 miles away. The course is scheduled for MAR 01 (Tuesday) from 07:00 PM to 09:30 PM. It is an "ONLINE + CLASSROOM" course priced at \$80.00. The course has a 4.7 rating from 687 reviews. A "SEE DETAILS" button is visible. Below the listing, a map shows the location at 8102 Excelsior Dr. A summary describes the course as a 2021 Basic Life Support (BLS) course for healthcare providers. Below the summary, a "Learn More" link is provided. At the bottom, key details are listed: Location (8102 Excelsior Dr, Madison WI 53717, 6.18 Miles Away), Provider (CPR Training Specialists, LLC), Language (English), and a link to the Cancellation Policy.

- 4) Click “Sign Me Up” and follow the instructions to sign up for the class. It may redirect you to the provider’s website to complete signing up for the course. An example is below. The provider for the class you choose may be different.

### **This course is offered by CPR Training Specialists, LLC**

Your registration will continue with [CPR Training Specialists, LLC](#).

**REGISTER NOW** →

- 5) Once you have completed both classes, you will then get a CPR card by mail or digitally. This is the card you will need to upload to the online compliance program the School of Nursing uses to track compliance.